



UPPERSIDE

LUXEMBOURG





UPPERSIDE
LUXEMBOURG

*The ultimate in elegant
living, set in a quiet
residential area.*



A luxurious apartment block for elegant living

«There all is order and beauty, Luxury, peace, and pleasure.»

Baudelaire's poem "Invitation to the voyage" perfectly sums up our vision for Upperside. We have designed this stylish development as a place where all generations can thrive in a peaceful atmosphere, on the edge of a forest within very easy reach of Kirchberg.

The Upperside Apartment Block comprises eight units over four levels served by a lift. It is ideally located in Weimershof - one of Luxembourg's most sought-after districts.

Built to low-energy construction standards, Upperside offers high-quality services/facilities coupled with a meticulously thought-out design to guarantee optimal comfort and quality living spaces.

With its elegant architecture and natural stone façade, perfectly set off by Art-Deco railings, Upperside certainly stands out from the crowd both in terms of robustness and aesthetics.

Upperside could be the living space of your dreams - a place to enjoy each new day, relaxed in peaceful, luxurious surroundings.





*Upperside, the perfect
combination of a prestigious
location and elegant living*

The apartment block



Upperside with its elegant white façade, is a luxurious apartment block nestling in a quiet, tranquil street.

The Upperside apartment block is a small, intimate development boasting three studios, four apartments and a penthouse.

Spread out over four floors above ground-level and three basements, the design has been meticulously thought-out for optimum residential comfort.

The Art-Deco style railings add an aesthetically pleasing dimension to the natural stone façade.

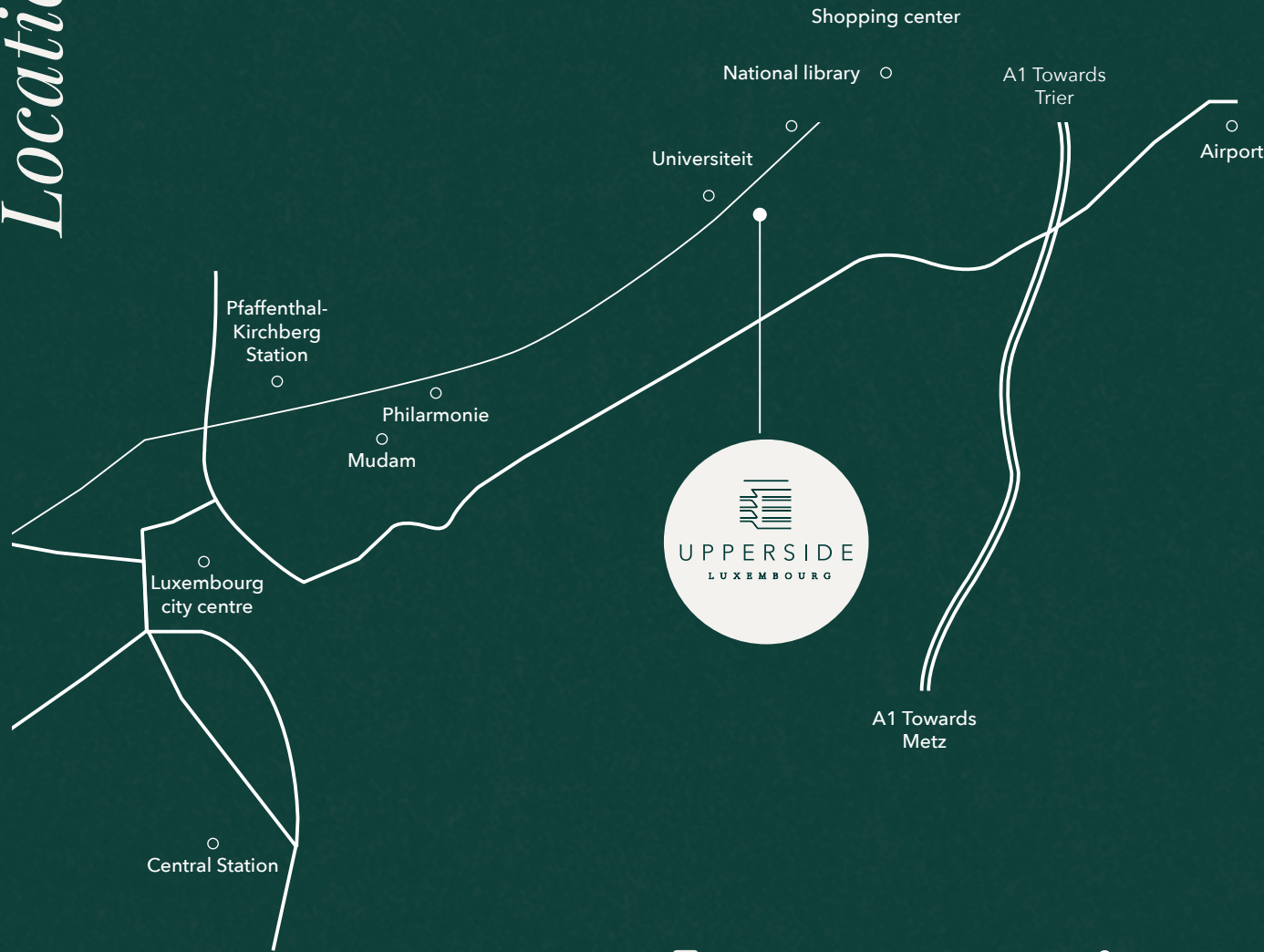
With a low-energy rating of AAA, this pearl of contemporary architecture provides high-end services/facilities for its residents.





The Upperside apartment block is a unique opportunity to benefit from an ideal location, an energy-efficient design and an elegant living space.



*A choice location below
the Kirchberg Plateau.*

Location



- 
3' min
from the motorway exit
- 
20' min
from the central station
- 
10' min
from the airport
- 
6' min
from the Universiteit Stop

Upperside is literally just a stone's throw from major roads and all services

Close proximity to the motorways, Pfaffenthal-Kirchberg Station, Central Station and Findel Airport are major assets in Upperside's favour.


Located below the Kirchberg business district, it is just a short distance away from numerous multinational corporations, European Institutions and the University.

It also benefits from close proximity to a wide range of essential services including schools, crèches, hospital, pharmacy, library, sports centre, swimming pool, restaurants and supermarkets.



UPPERSIDE
LUXEMBOURG

*Enjoy a peaceful
forest-edge neighbourhood
just a stone's throw from
the international banking
and financial centre.*



Imagine living in this pretty, understated residential street below the Kirchberg Plateau. Rue des Muguets is quiet and green. The gentle slopes make it a great place for a stroll.

Upperside is nestled at the heart of a quiet, leafy neighbourhood.

This majestic white building with its contemporary style looks out over woodland. From your patio or balcony, enjoy soothing views of the Neudorf forest. Upperside is the perfect choice for a luxury apartment, the ideal place to relax, within easy reach of all that Luxembourg city has to offer.

Nestling in a delightful residential street, this majestic white building with its contemporary style will appeal to those looking for tranquillity and luxury rolled into one.

Located below the Kirchberg business district, Weimershof offers a unique living environment for future residents in search of a prestigious location.



Each apartment has been designed to accentuate the living spaces whilst creating a comfortable homely environment for residents.



The Upperside apartment block comprises eight units spread out over four floors, ranging in surface area from 38m² to 130m².

Light floods into these apartments courtesy of their large windows.

The garden level apartment is **spacious** and offers three bedrooms. It opens onto a **pleasant patio** giving access to a **private garden** on the edge of the forest.

The studio apartments have been designed to make best use of the interior space, both by day and by night. They are well laid-out, **light, modern** and practical, with a **balcony** for fine days.

The apartments on the first, second and third floors also offer three bedrooms, so that each member of the family can enjoy their own **personal space**, and a **sun-drenched patio** with stunning views over Neudorf forest.

The penthouse is set slightly back from the other levels. It includes a **loggia** and a **patio** with **stunning views** of the majestic Neudorf forest.

The lift opens directly into this **light-flooded** home, which again offers three bedrooms.



Advantages



Large underground parking spaces

The Upperside apartment has a three-storey basement reserved for residents.

The parking bays are spacious and easily accessible.

Private cellars

Each apartment has its own cellar.

Bicycle and pushchair storage rooms

To make family life a breeze and encourage the use of green transport solutions, Upperside is equipped with a pushchair storage room on the ground floor and a bicycle storage room on basement level 1.



UPPERSIDE

LUXEMBOURG

Upperside by Eaglestone
Muguets SARL

40, rue Goethe
L-1637 Luxembourg
www.eaglestone.lu

Gisèle Lippolis

Residential Sales Manager
gisele.lippolis@eaglestone.group
Rue Goethe 40 - 1637 Luxembourg
T +352 28 11 58 20
M +352 621 130 732